

FGIS Export Inspections

July 19, 2021

SUMMARY – CURRENT MARKET YEAR (MBU)

GRAIN	MY WEEK	THIS WEEK	LAST WEEK	Δ	TOTAL EXPORTS	FGIS GOAL	USDA GOAL
CORN	46	39.4	39.5	-0.1	2368.5	2645	2850
SOYBEANS	46	5.3	7.4	-2.1	2123.8	2198	2270
WHEAT	7	18.0	15.7	2.3	103.5	840	875
HRW	7	4.8	6.1	-1.3	39.9	339	360
SRW	7	3.6	2.9	0.8	12.3	103	110
HRS	7	6.5	4.2	2.3	28.4	214	220
SWW	7	3.1	2.5	0.6	21.4	242	261
SORGHUM	46	2.5	2.9	-0.4	260.6	290	305

* 'FGIS GOAL' assumes normal seasonality and is a function of the 3-year average percent inspected by FGIS multiplied by the current USDA export estimate.

VOLUME BY PORT – PERCENT OF TOTAL

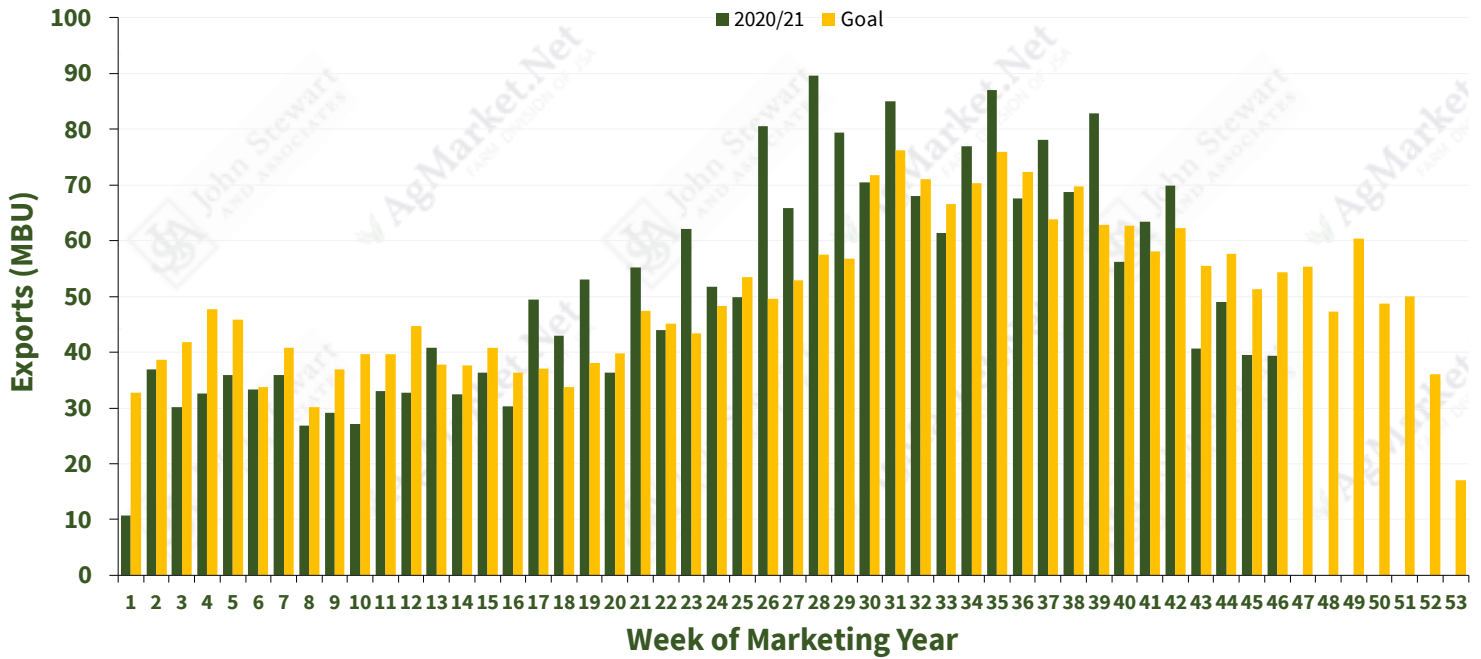
CURRENT MARKETING YEAR

PORT	CORN	SOYBEANS	WHEAT	HRW	SRW	HRS	SWW	SORGHUM
CALIFORNIA	0.0%	0.0%	0.0%	0.0%	0.0%	0.0%	0.0%	0.0%
CHICAGO	0.0%	0.4%	0.0%	0.0%	0.0%	0.0%	0.0%	0.0%
COLUMBIA R.	13.8%	16.5%	45.4%	15.9%	0.0%	67.4%	99.3%	0.0%
DULUTH-SUP	0.0%	0.0%	2.2%	0.0%	0.0%	5.5%	0.0%	0.0%
EAST GULF	0.0%	1.4%	0.0%	0.0%	0.0%	0.0%	0.0%	0.0%
INTERIOR	13.7%	10.4%	11.4%	19.3%	11.7%	9.1%	0.6%	0.6%
MISSISSIPPI R.	61.1%	54.8%	16.0%	7.2%	86.5%	10.6%	0.0%	0.1%
N. ATLANTIC	0.0%	0.1%	0.0%	0.0%	0.0%	0.0%	0.0%	0.0%
N. TEXAS	0.9%	4.2%	24.7%	57.6%	0.0%	7.3%	0.0%	30.6%
PUGET SOUND	10.2%	7.1%	0.0%	0.0%	0.0%	0.0%	0.1%	6.5%
S. ATLANTIC	0.1%	4.1%	0.2%	0.0%	1.8%	0.0%	0.0%	0.1%
S. TEXAS	0.0%	0.0%	0.0%	0.0%	0.0%	0.0%	0.0%	62.0%
TOLEDO	0.2%	1.1%	0.0%	0.0%	0.0%	0.0%	0.0%	0.0%

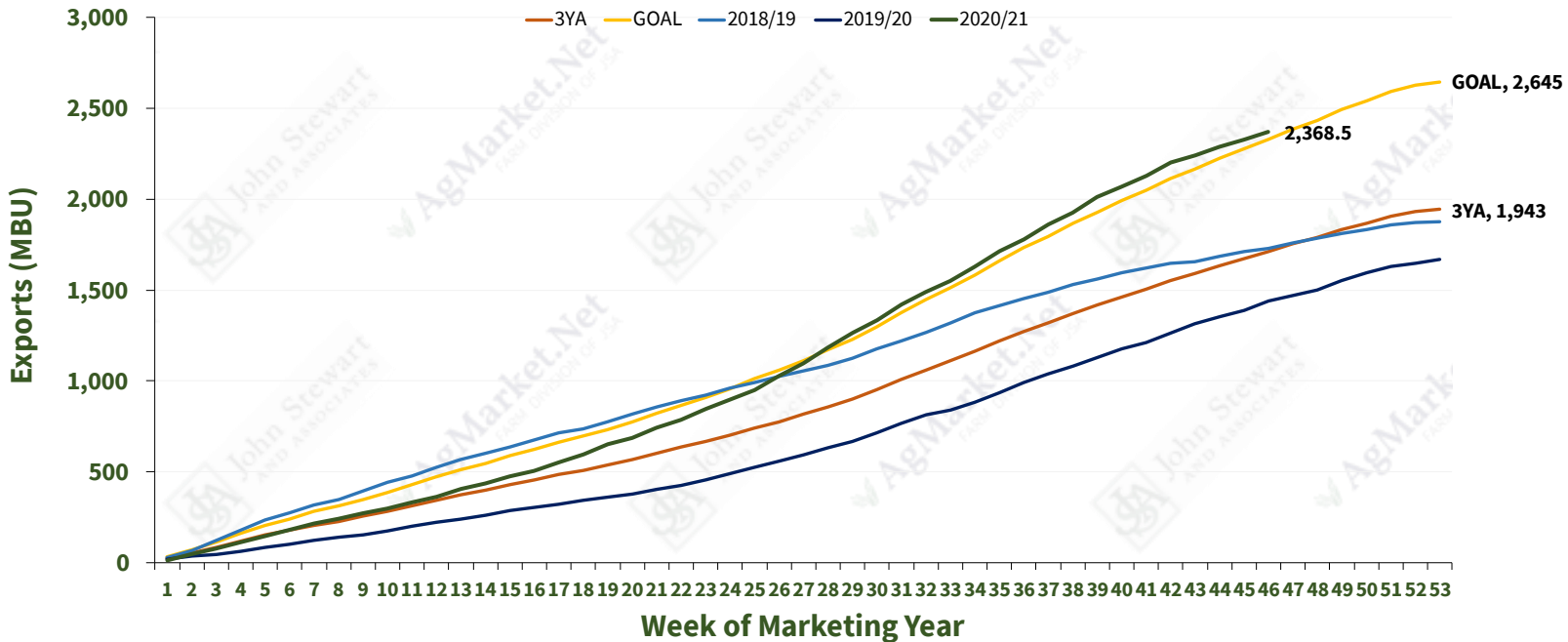
PREVIOUS MARKETING YEAR

PORT	CORN	SOYBEANS	WHEAT	HRW	SRW	HRS	SWW	SORGHUM
CALIFORNIA	0.0%	0.0%	0.0%	0.0%	0.0%	0.0%	0.0%	0.0%
CHICAGO	0.0%	0.1%	0.1%	0.0%	1.4%	0.0%	0.0%	0.0%
COLUMBIA R.	11.9%	9.9%	61.1%	35.4%	0.0%	80.8%	97.0%	11.2%
DULUTH-SUP	0.0%	0.0%	2.9%	0.0%	0.0%	4.4%	0.0%	0.0%
EAST GULF	0.0%	0.2%	0.0%	0.0%	0.0%	0.0%	0.0%	0.0%
INTERIOR	20.5%	14.5%	9.3%	19.1%	8.2%	5.8%	2.6%	6.9%
MISSISSIPPI R.	59.6%	64.5%	11.0%	10.6%	83.0%	5.9%	0.0%	0.9%
N. ATLANTIC	0.0%	0.1%	0.0%	0.0%	0.0%	0.0%	0.0%	0.0%
N. TEXAS	1.6%	0.4%	14.5%	34.6%	0.0%	2.4%	0.1%	28.7%
PUGET SOUND	6.3%	8.0%	0.1%	0.0%	0.0%	0.1%	0.4%	4.8%
S. ATLANTIC	0.0%	1.8%	0.5%	0.0%	7.2%	0.0%	0.0%	0.1%
S. TEXAS	0.0%	0.0%	0.2%	0.3%	0.0%	0.0%	0.0%	47.4%
TOLEDO	0.1%	0.5%	0.2%	0.0%	0.2%	0.5%	0.0%	0.0%

Corn Export Inspections

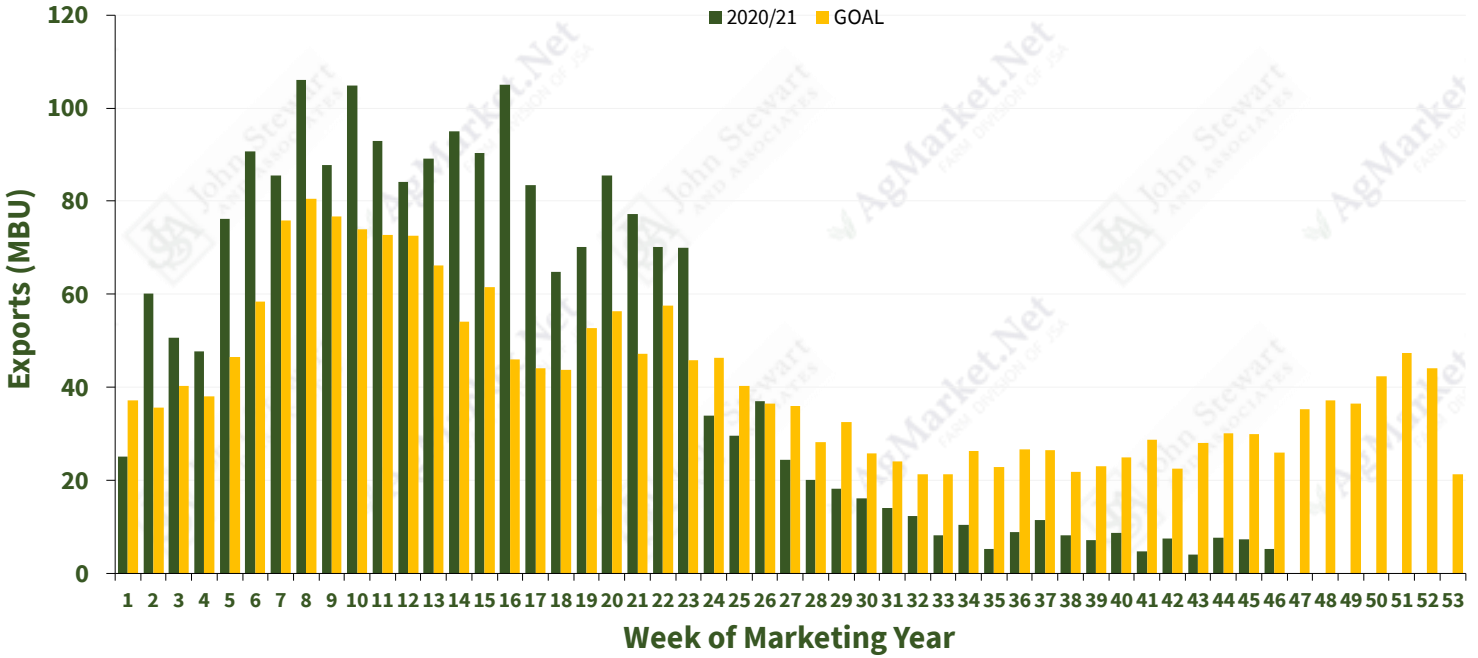


Corn Export Inspections

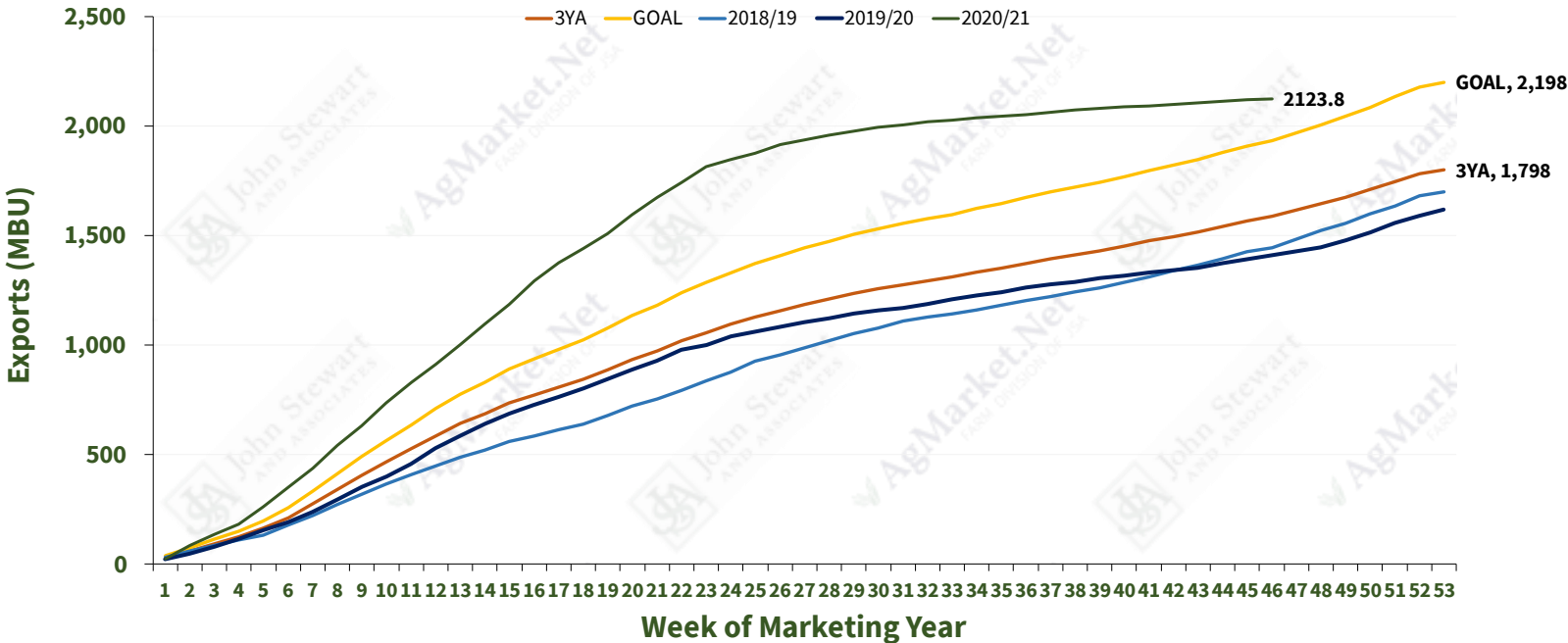


Trading commodity futures, options on futures, cash commodities and over-the-counter derivative products involve substantial risk of loss and may not be suitable for all investors. John Stewart & Associates, Inc. does not accept orders to buy or sell by e-mail. The information contained in this message has been obtained from sources believed to be reliable, but is not guaranteed as to its accuracy or completeness. Opinions are solely those of the author, subject to change at any time, and do not constitute a solicitation to buy or sell commodity futures, options, or over-the-counter derivative products. Past performance is not indicative of future results. © John Stewart & Associates, Inc. 2021

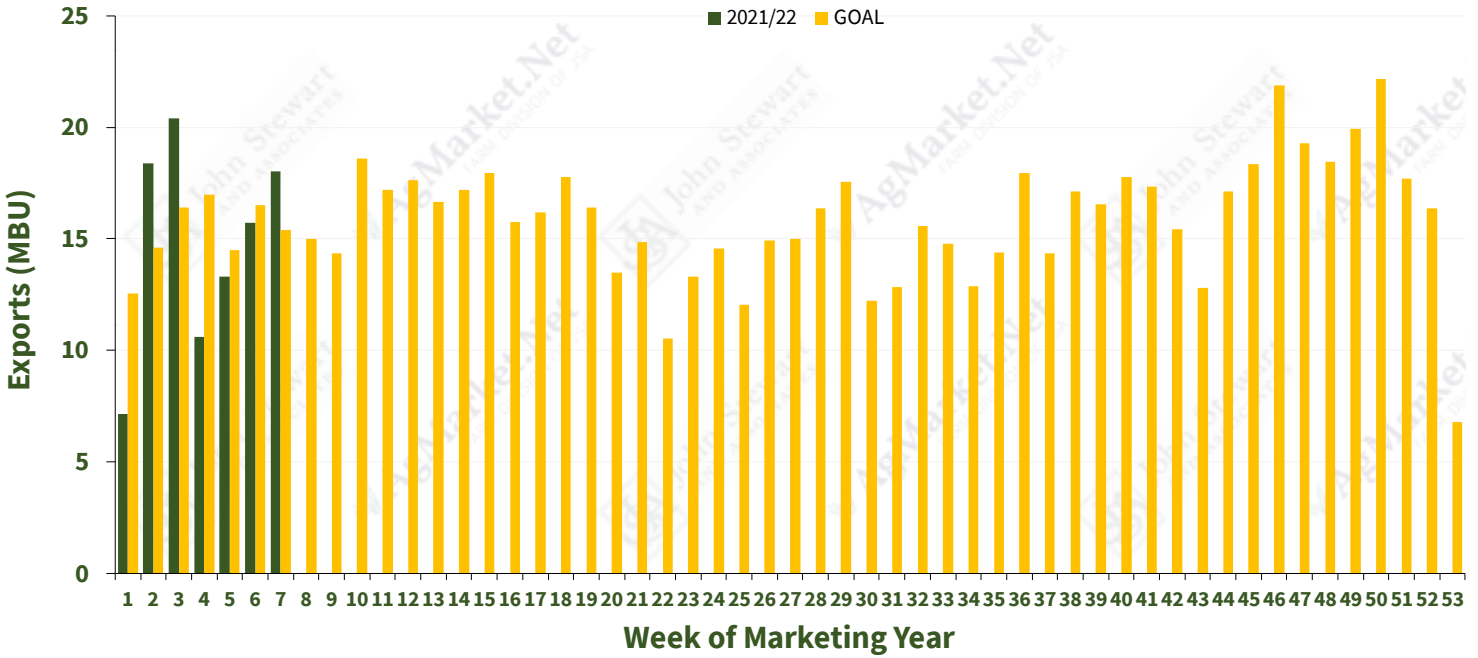
Soybean Export Inspections



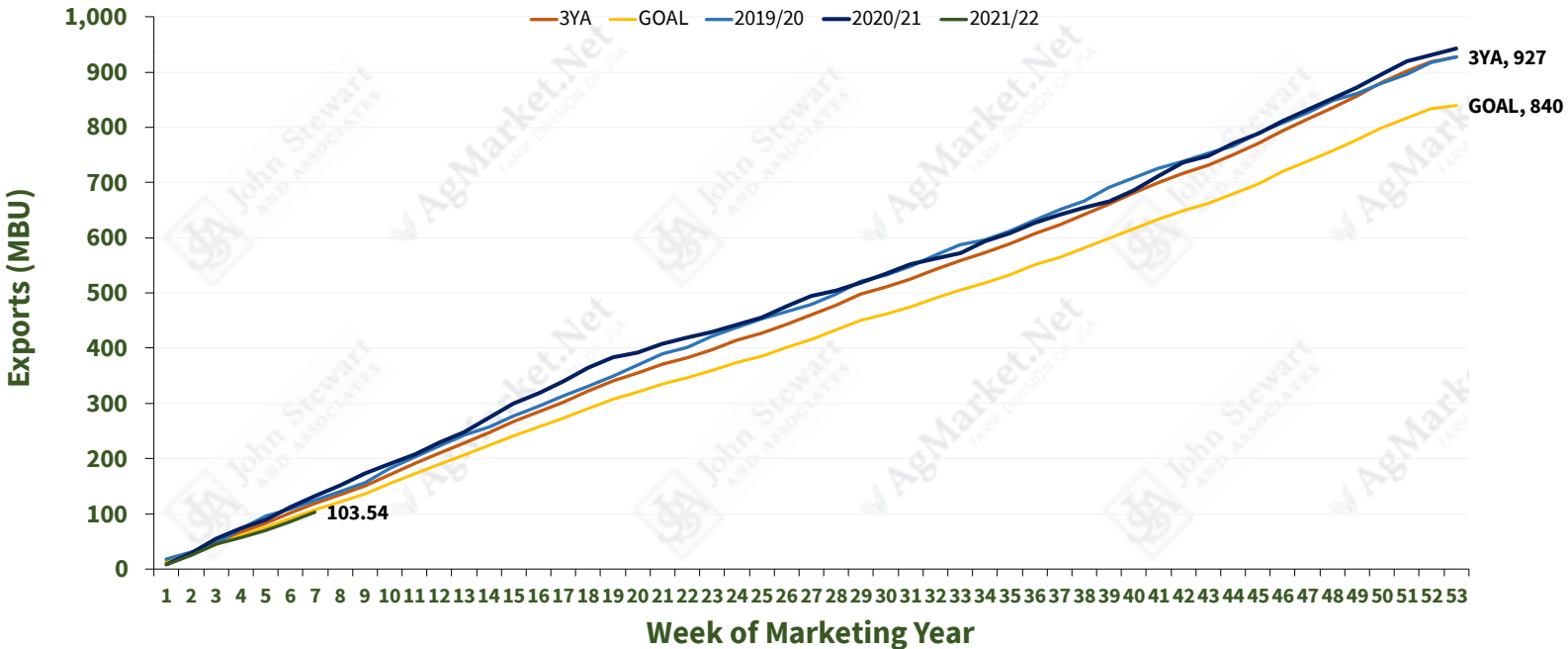
Soybean Export Inspections



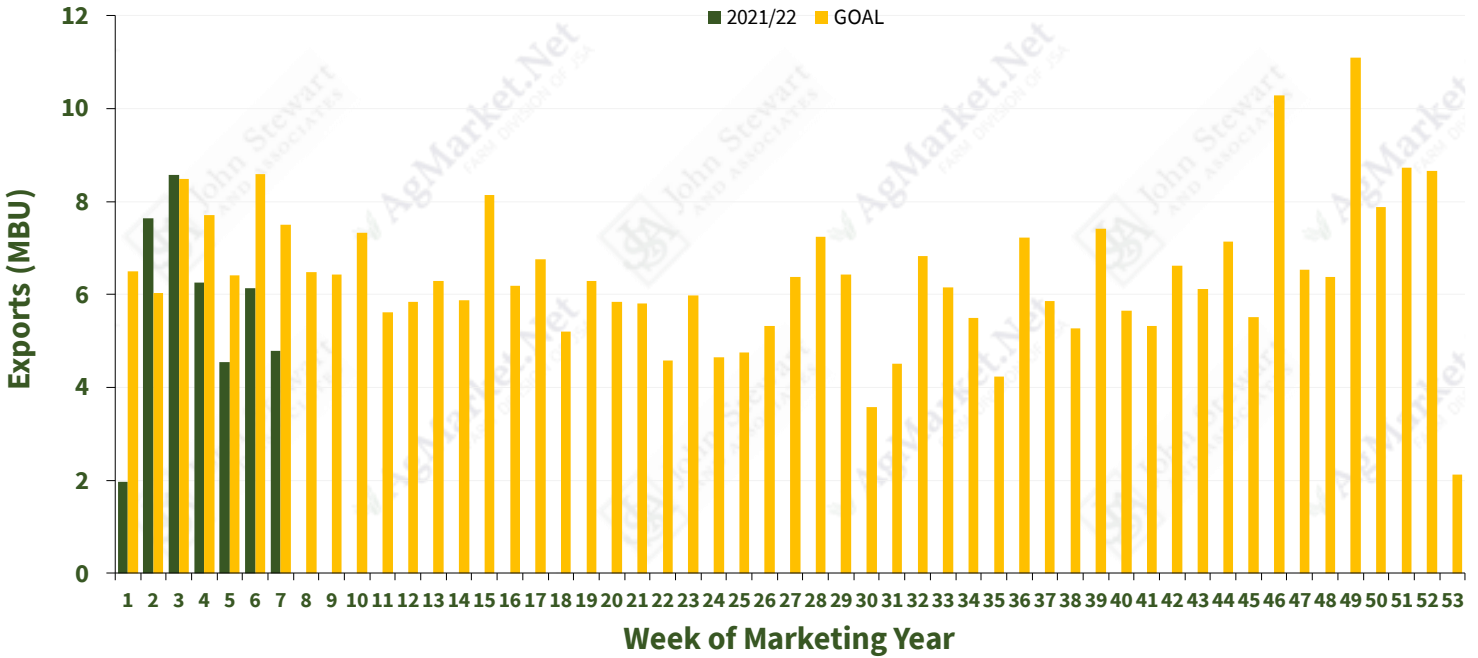
Wheat Export Inspections



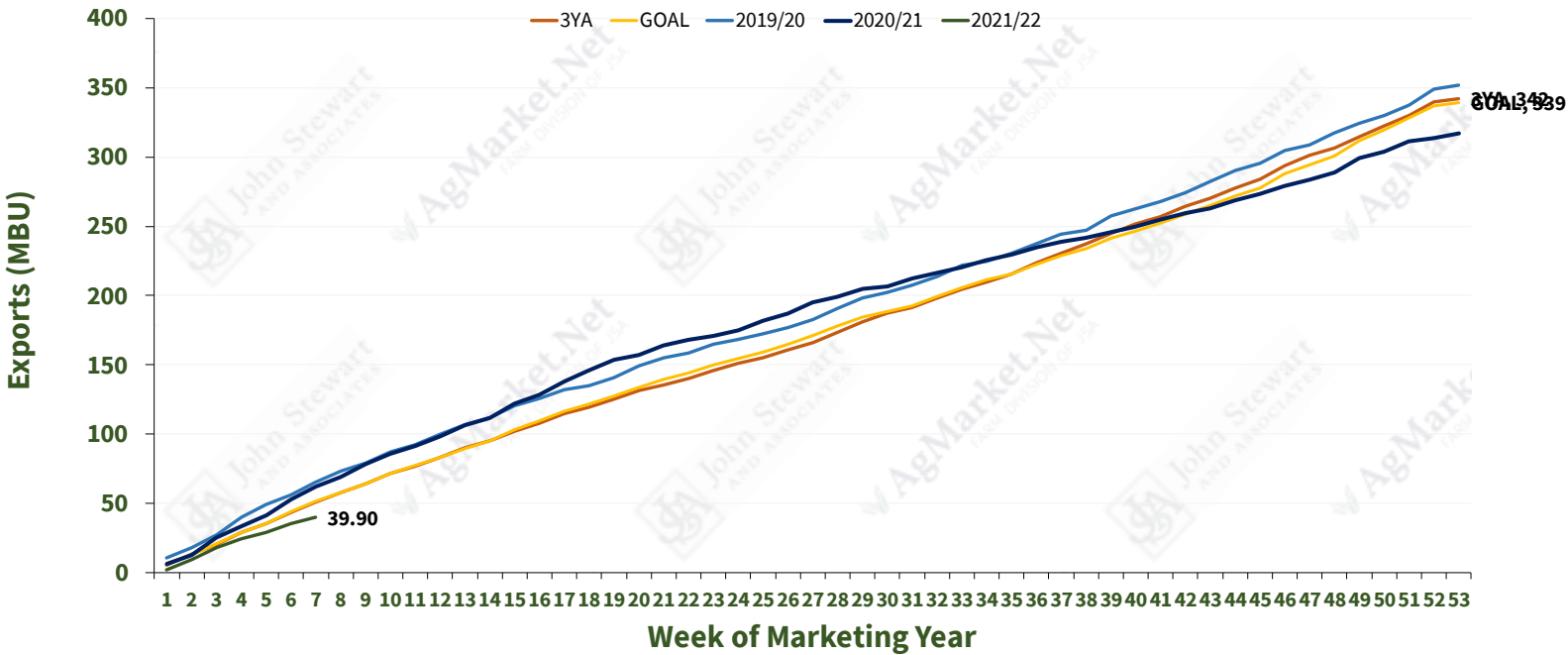
Wheat Export Inspections



HRW Export Inspections

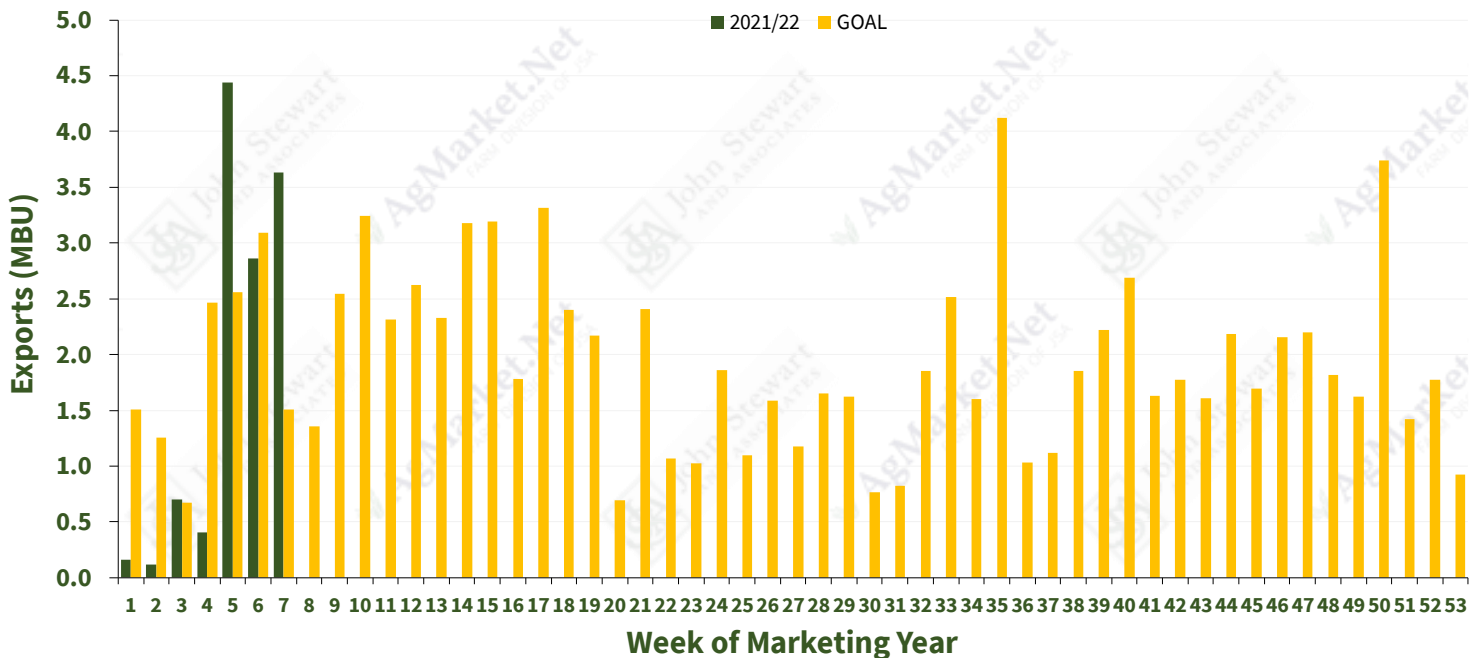


HRW Export Inspections

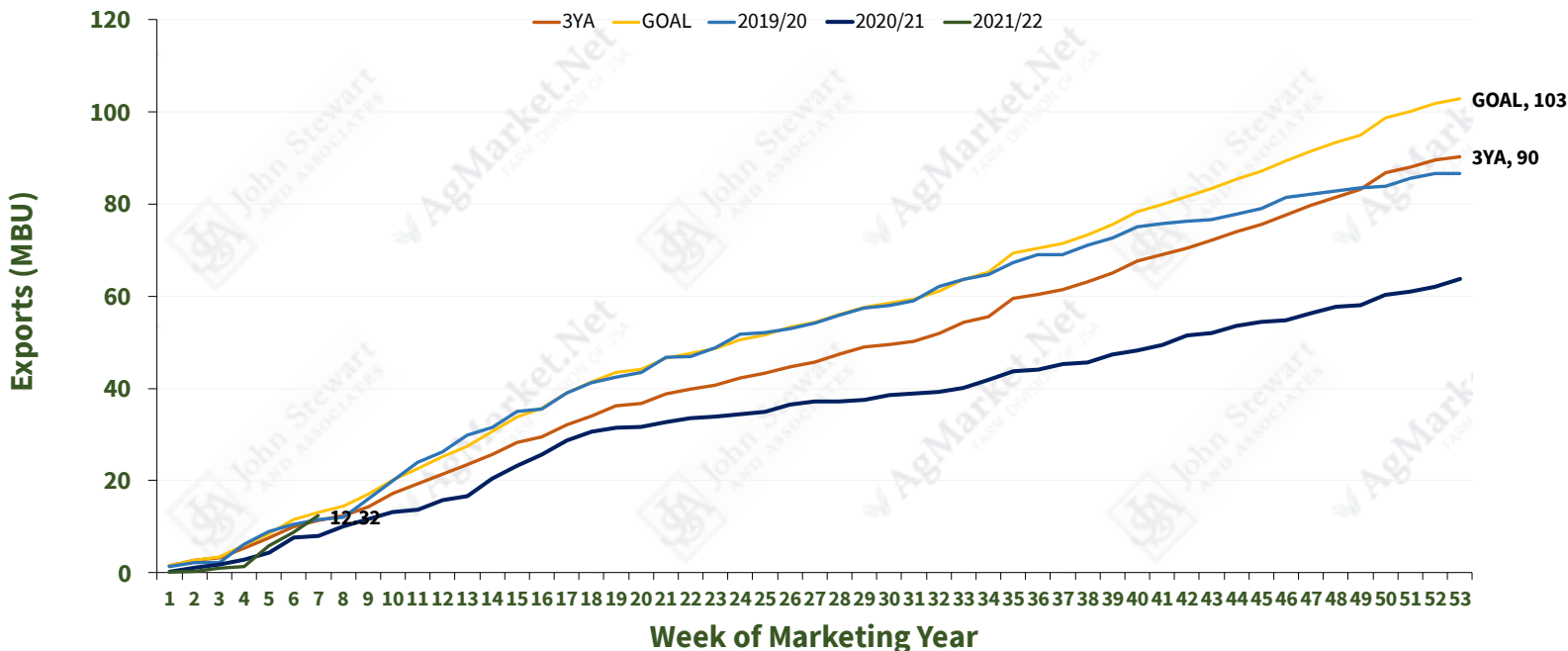


Trading commodity futures, options on futures, cash commodities and over-the-counter derivative products involve substantial risk of loss and may not be suitable for all investors. John Stewart & Associates, Inc. does not accept orders to buy or sell by e-mail. The information contained in this message has been obtained from sources believed to be reliable, but is not guaranteed as to its accuracy or completeness. Opinions are solely those of the author, subject to change at any time, and do not constitute a solicitation to buy or sell commodity futures, options, or over-the-counter derivative products. Past performance is not indicative of future results. © John Stewart & Associates, Inc. 2021

SRW Export Inspections

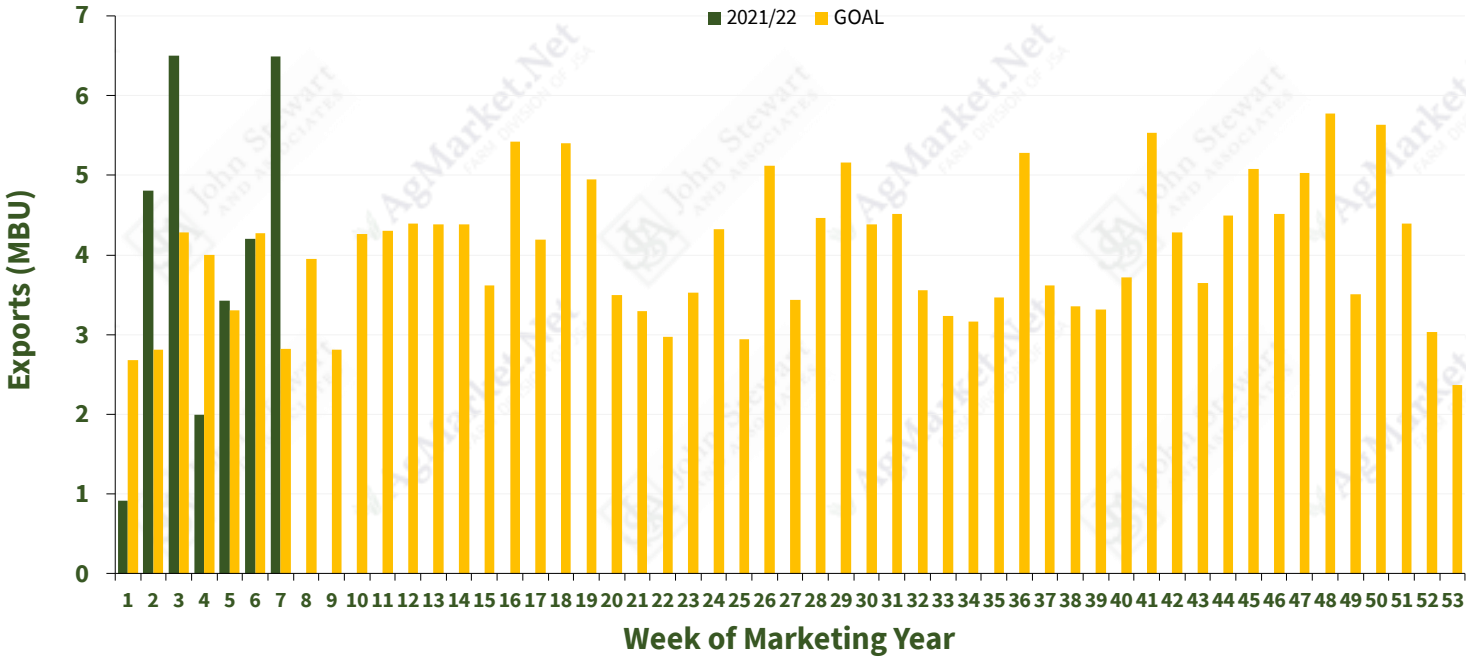


SRW Export Inspections

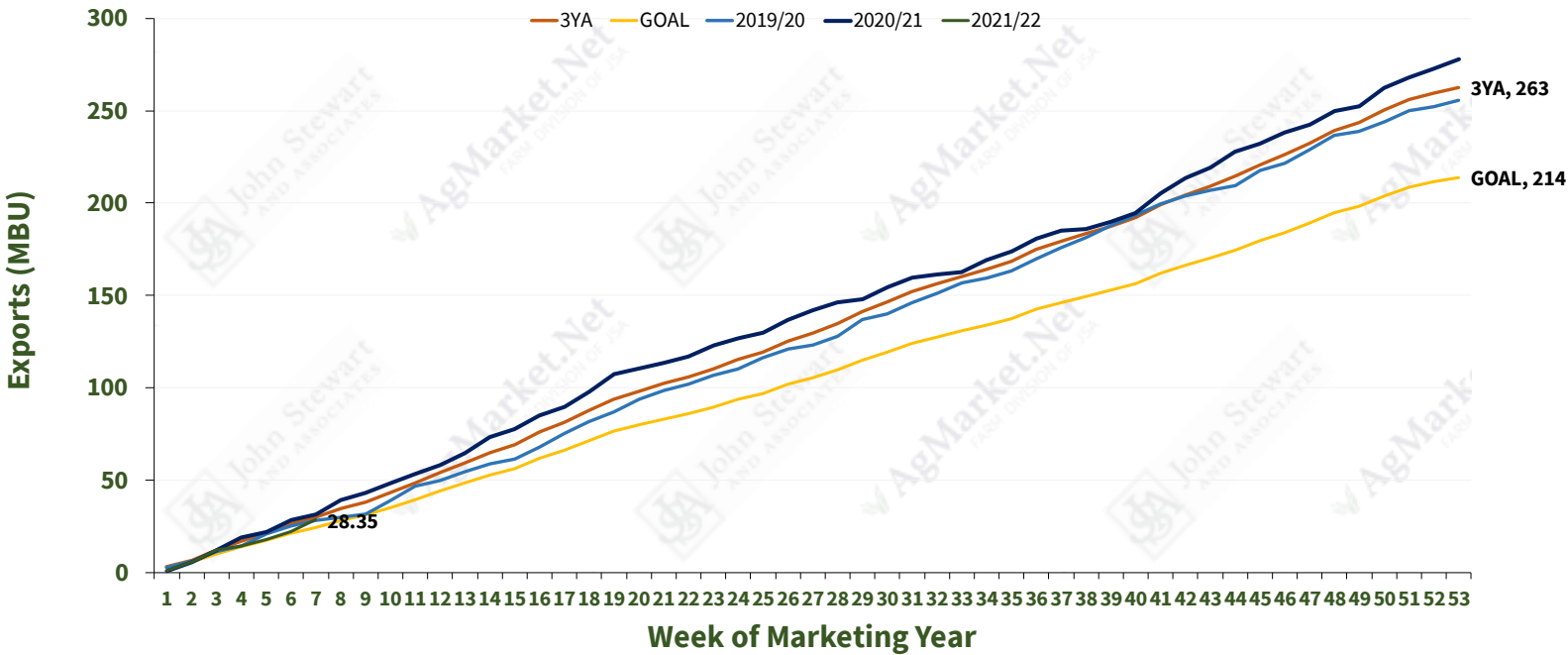


Trading commodity futures, options on futures, cash commodities and over-the-counter derivative products involve substantial risk of loss and may not be suitable for all investors. John Stewart & Associates, Inc. does not accept orders to buy or sell by e-mail. The information contained in this message has been obtained from sources believed to be reliable, but is not guaranteed as to its accuracy or completeness. Opinions are solely those of the author, subject to change at any time, and do not constitute a solicitation to buy or sell commodity futures, options, or over-the-counter derivative products. Past performance is not indicative of future results. © John Stewart & Associates, Inc. 2021

HRS Export Inspections

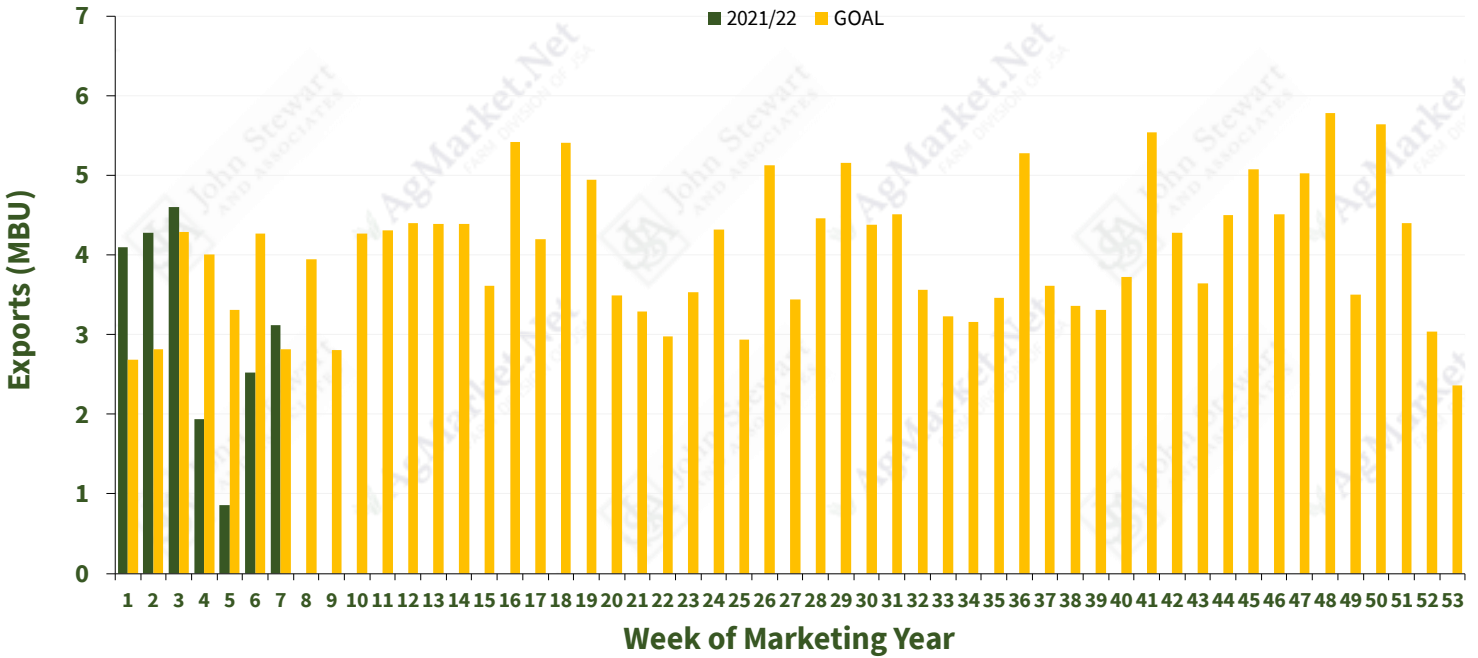


HRS Export Inspections

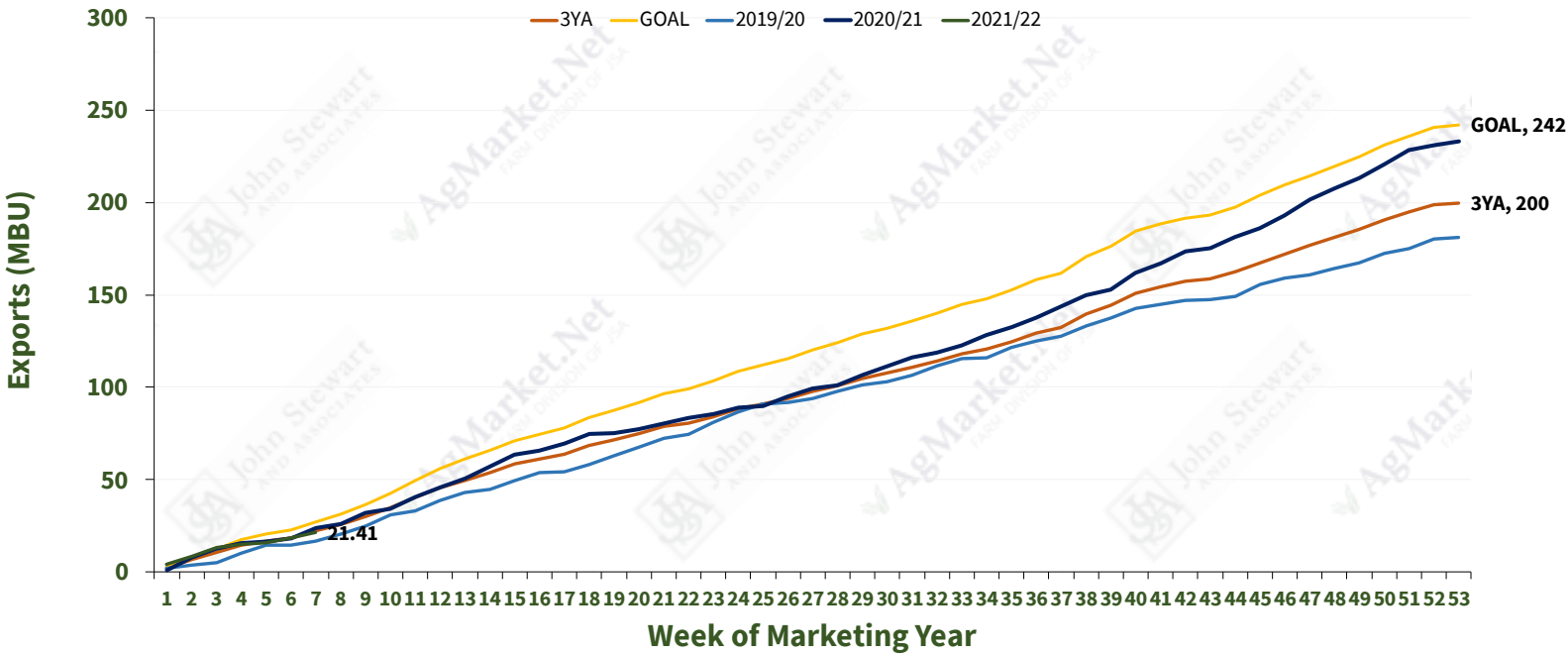


Trading commodity futures, options on futures, cash commodities and over-the-counter derivative products involve substantial risk of loss and may not be suitable for all investors. John Stewart & Associates, Inc. does not accept orders to buy or sell by e-mail. The information contained in this message has been obtained from sources believed to be reliable, but is not guaranteed as to its accuracy or completeness. Opinions are solely those of the author, subject to change at any time, and do not constitute a solicitation to buy or sell commodity futures, options, or over-the-counter derivative products. Past performance is not indicative of future results. © John Stewart & Associates, Inc. 2021

SWW Export Inspections

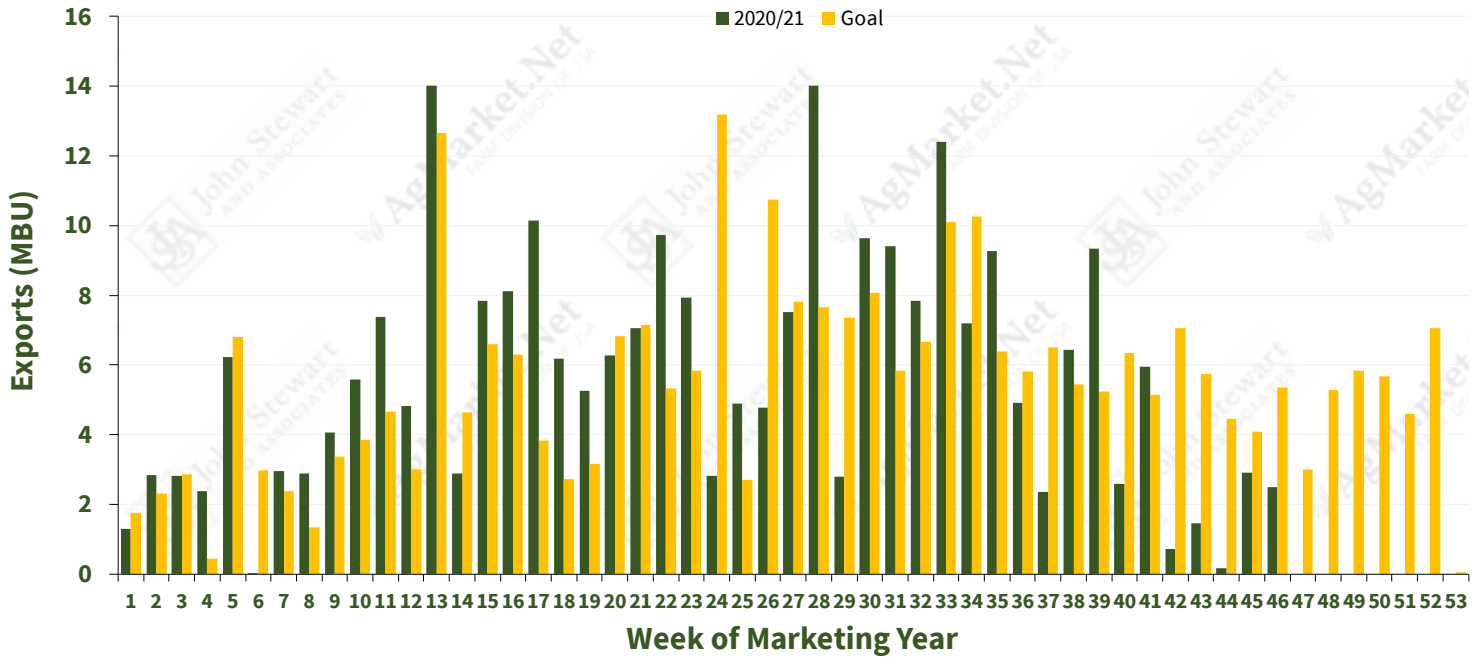


SWW Export Inspections



Trading commodity futures, options on futures, cash commodities and over-the-counter derivative products involve substantial risk of loss and may not be suitable for all investors. John Stewart & Associates, Inc. does not accept orders to buy or sell by e-mail. The information contained in this message has been obtained from sources believed to be reliable, but is not guaranteed as to its accuracy or completeness. Opinions are solely those of the author, subject to change at any time, and do not constitute a solicitation to buy or sell commodity futures, options, or over-the-counter derivative products. Past performance is not indicative of future results. © John Stewart & Associates, Inc. 2021

Sorghum Export Inspections



Sorghum Export Inspections

