

FGIS Export Inspections

December 27, 2021

SUMMARY – CURRENT MARKET YEAR (MBU)

GRAIN	MY WEEK	THIS WEEK	LAST WEEK	Δ	TOTAL EXPORTS	FGIS GOAL	USDA GOAL
CORN	17	28.3	39.4	-11.1	473.7	2331	2500
SOYBEANS	17	58.0	69.5	-11.5	1063.3	1978	2050
WHEAT	30	10.0	8.3	1.6	437.9	826	860
HRW	30	7.0	3.7	3.3	179.2	340	360
SRW	30	0.6	0.4	0.1	55.4	112	120
HRS	30	0.8	3.2	-2.3	108.0	209	215
SWW	30	1.6	1.1	0.5	80.9	139	150
SORGHUM	17	6.9	12.5	-5.6	68.0	302	320

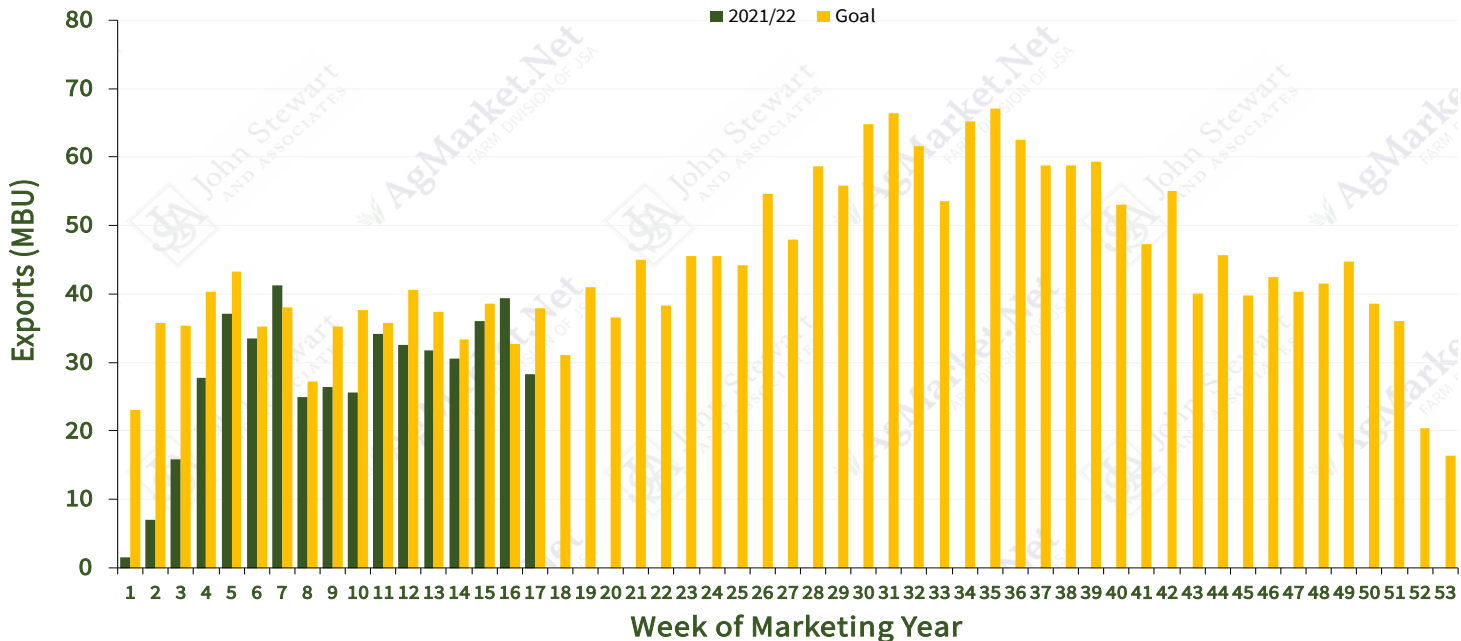
* 'FGIS GOAL' assumes normal seasonality and is a function of the 3-year average percent inspected by FGIS multiplied by the current USDA export estimate.

VOLUME BY PORT – PERCENT OF TOTAL

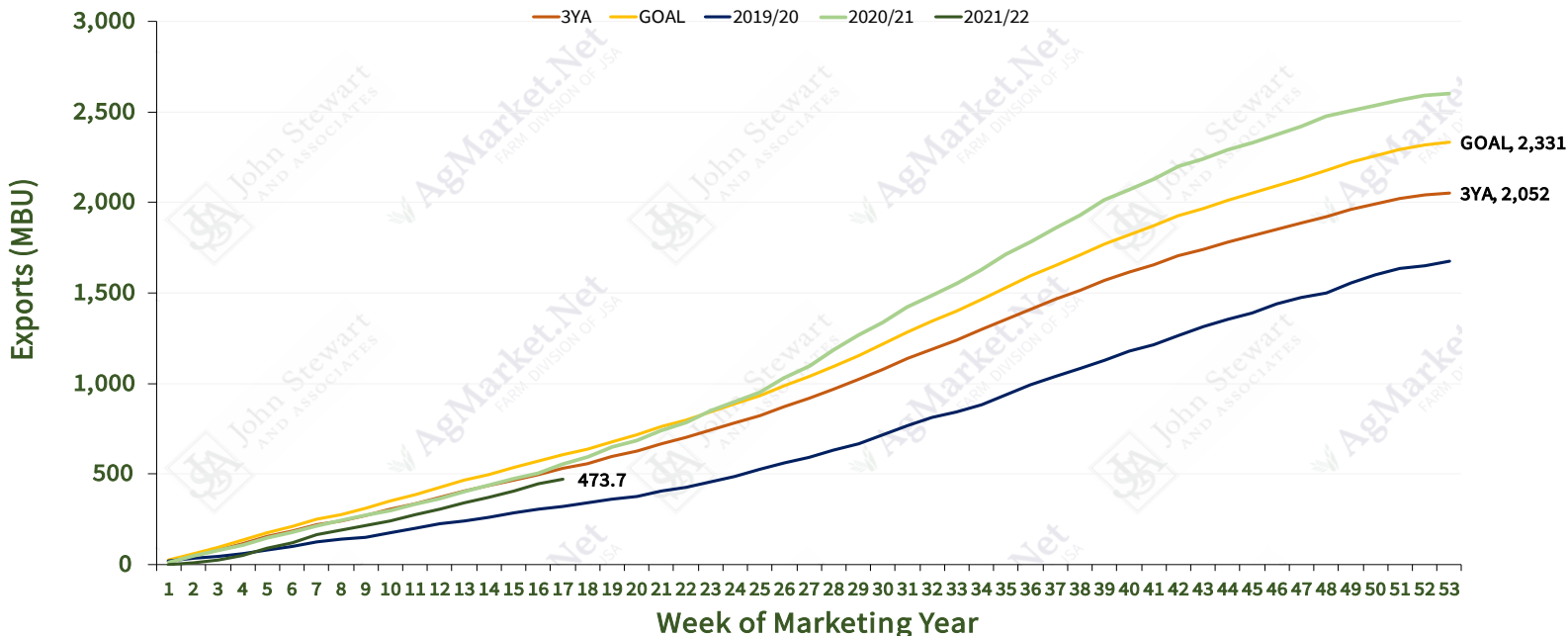
CURRENT MARKETING YEAR	PORT	CORN	SOYBEANS	WHEAT	HRW	SRW	HRS	SWW	SORGHUM
	CALIFORNIA	0.0%	0.0%	0.0%	0.0%	0.0%	0.0%	0.0%	0.0%
	CHICAGO	0.0%	0.3%	0.4%	0.0%	3.0%	0.0%	0.0%	0.0%
	COLUMBIA R.	3.4%	24.9%	47.8%	26.2%	0.0%	73.7%	98.2%	8.5%
	DULUTH-SUP	0.0%	0.0%	2.2%	0.0%	0.0%	4.9%	0.0%	0.0%
	EAST GULF	0.0%	1.4%	0.0%	0.0%	0.0%	0.0%	0.0%	0.0%
	INTERIOR	29.1%	8.1%	13.9%	24.6%	11.9%	8.5%	1.7%	5.7%
	MISSISSIPPI R.	61.8%	47.5%	16.6%	9.9%	81.3%	8.9%	0.0%	14.5%
	N. ATLANTIC	0.0%	0.0%	0.0%	0.0%	0.0%	0.0%	0.0%	0.0%
	N. TEXAS	1.5%	3.3%	18.5%	39.3%	0.2%	4.0%	0.0%	32.3%
	PUGET SOUND	3.1%	9.6%	0.0%	0.0%	0.0%	0.0%	0.1%	8.8%
	S. ATLANTIC	0.4%	3.4%	0.5%	0.0%	3.6%	0.0%	0.0%	0.0%
	S. TEXAS	0.0%	0.0%	0.0%	0.0%	0.0%	0.0%	0.0%	30.3%
TOLEDO	0.7%	1.4%	0.0%	0.0%	0.0%	0.0%	0.0%	0.0%	

PREVIOUS MARKETING YEAR	PORT	CORN	SOYBEANS	WHEAT	HRW	SRW	HRS	SWW	SORGHUM
	CALIFORNIA	0.0%	0.0%	0.0%	0.0%	0.0%	0.0%	0.0%	0.0%
	CHICAGO	0.0%	0.4%	0.1%	0.0%	1.4%	0.0%	0.0%	0.0%
	COLUMBIA R.	12.9%	16.0%	61.0%	35.2%	0.0%	80.8%	97.0%	0.0%
	DULUTH-SUP	0.0%	0.0%	2.9%	0.0%	0.0%	4.4%	0.0%	0.0%
	EAST GULF	0.0%	1.4%	0.0%	0.0%	0.0%	0.0%	0.0%	0.0%
	INTERIOR	14.6%	11.2%	9.3%	19.0%	8.3%	5.9%	2.6%	1.0%
	MISSISSIPPI R.	61.3%	54.9%	11.0%	10.6%	82.9%	5.9%	0.0%	0.1%
	N. ATLANTIC	0.0%	0.1%	0.0%	0.0%	0.0%	0.0%	0.0%	0.0%
	N. TEXAS	0.9%	4.1%	14.7%	34.8%	0.0%	2.4%	0.1%	30.9%
	PUGET SOUND	10.0%	6.9%	0.1%	0.0%	0.0%	0.1%	0.4%	6.1%
	S. ATLANTIC	0.1%	4.0%	0.5%	0.0%	7.2%	0.0%	0.0%	0.1%
	S. TEXAS	0.0%	0.0%	0.2%	0.3%	0.0%	0.0%	0.0%	61.8%
TOLEDO	0.2%	1.1%	0.2%	0.0%	0.2%	0.5%	0.0%	0.0%	

Corn Export Inspections

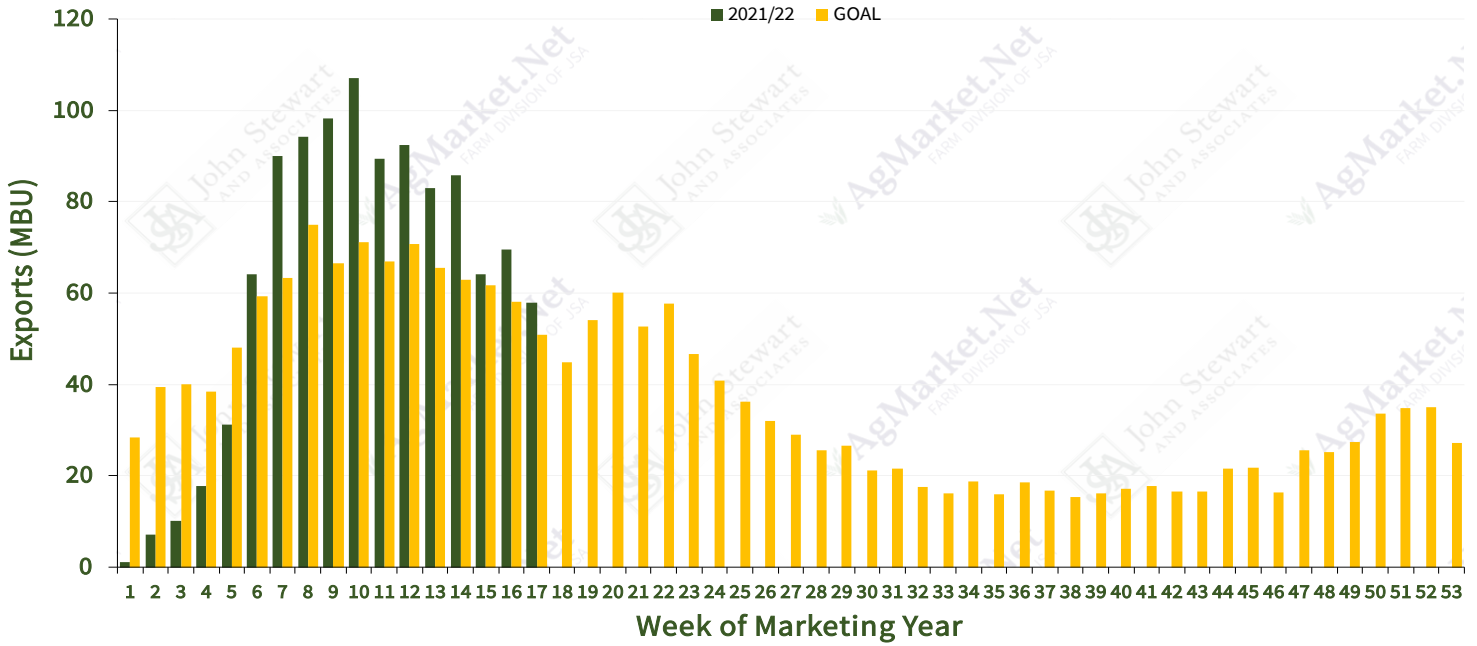


Corn Export Inspections

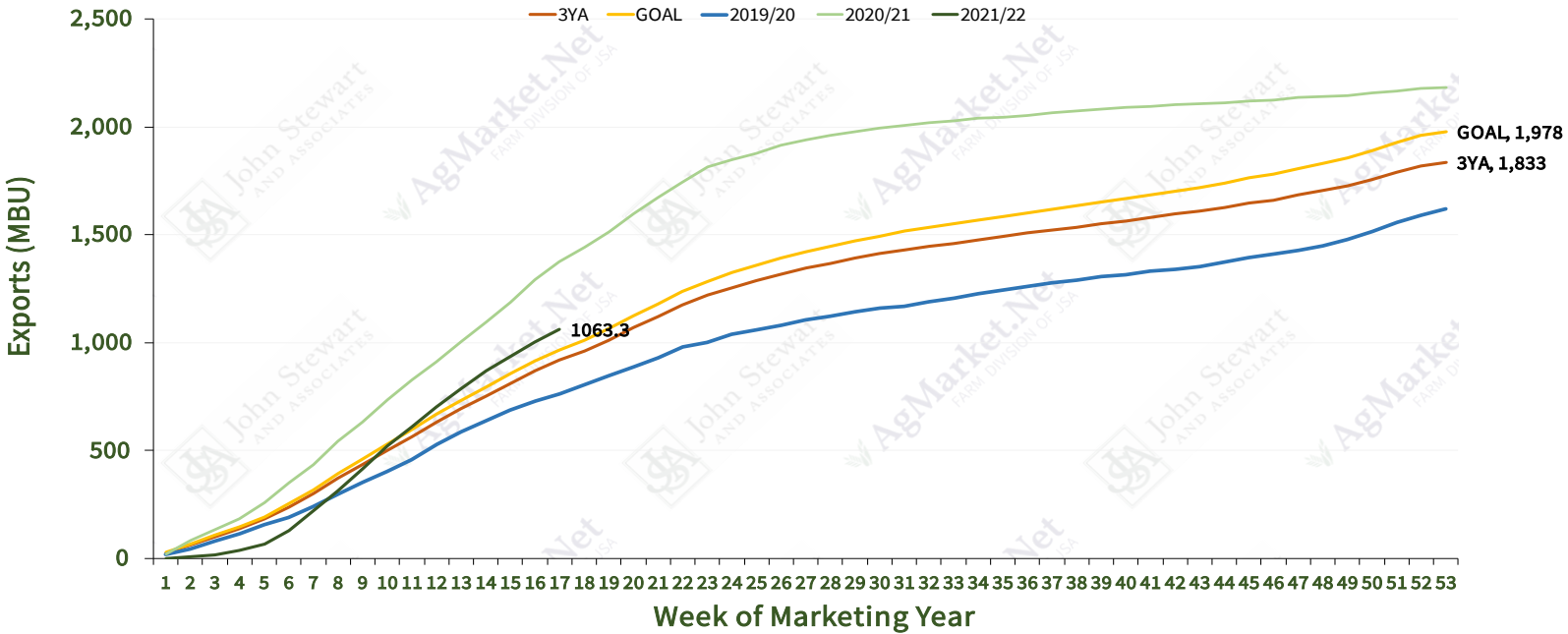


Trading commodity futures, options on futures, cash commodities and over-the-counter derivative products involve substantial risk of loss and may not be suitable for all investors. John Stewart & Associates, Inc. does not accept orders to buy or sell by e-mail. The information contained in this message has been obtained from sources believed to be reliable, but is not guaranteed as to its accuracy or completeness. Opinions are solely those of the author, subject to change at any time, and do not constitute a solicitation to buy or sell commodity futures, options, or over-the-counter derivative products. Past performance is not indicative of future results. © John Stewart & Associates, Inc. 2021

Soybean Export Inspections

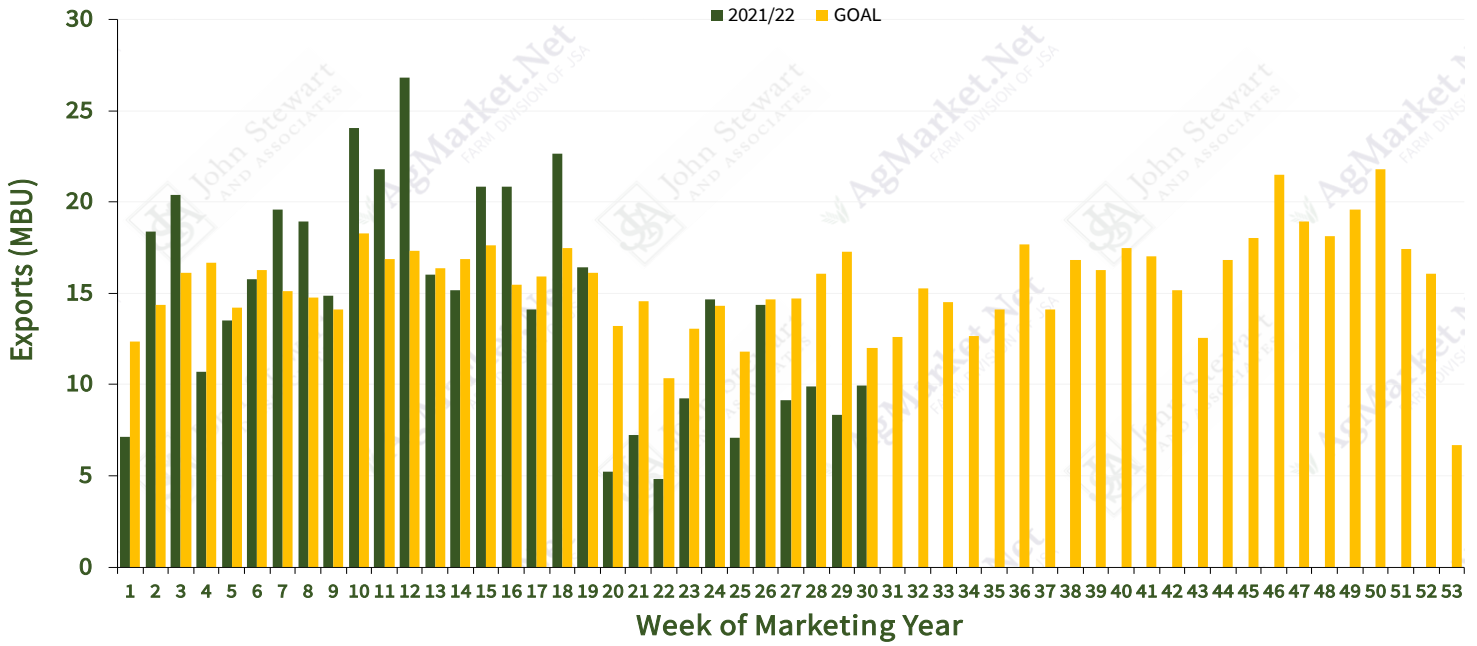


Soybean Export Inspections

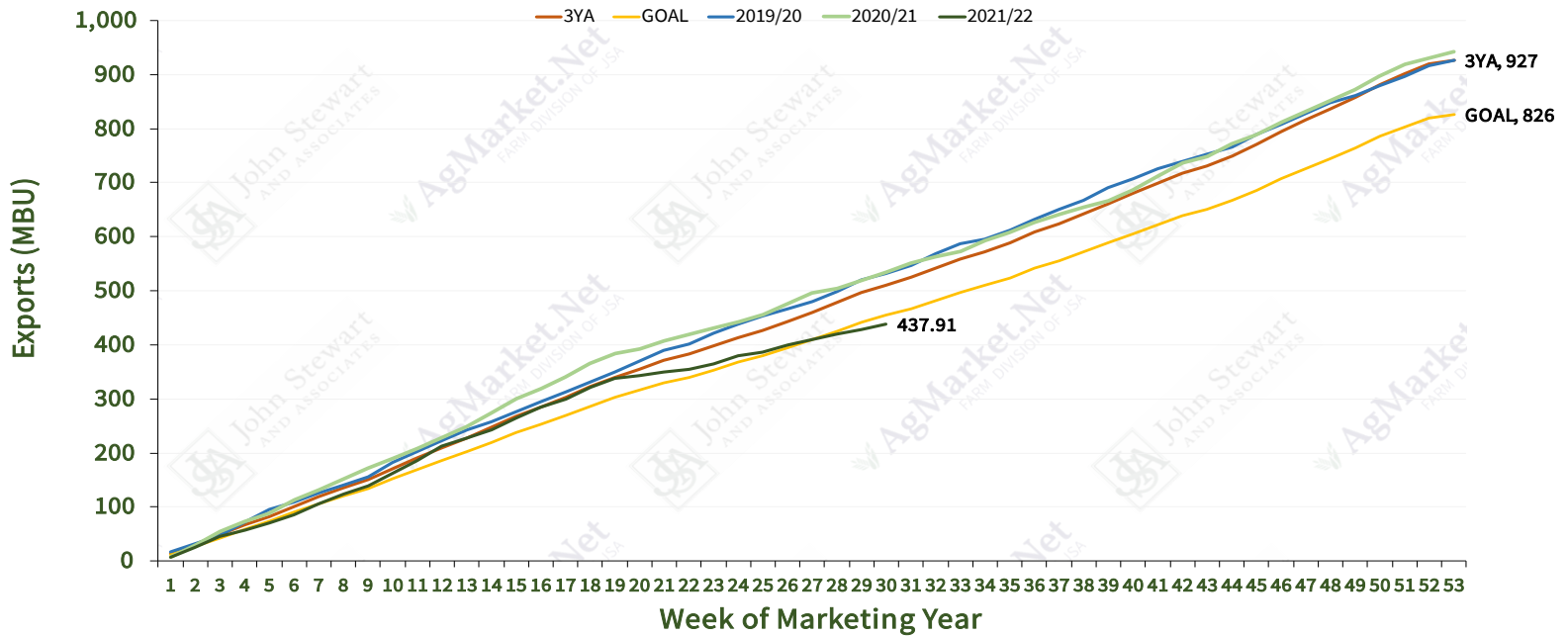


Trading commodity futures, options on futures, cash commodities and over-the-counter derivative products involve substantial risk of loss and may not be suitable for all investors. John Stewart & Associates, Inc. does not accept orders to buy or sell by e-mail. The information contained in this message has been obtained from sources believed to be reliable, but is not guaranteed as to its accuracy or completeness. Opinions are solely those of the author, subject to change at any time, and do not constitute a solicitation to buy or sell commodity futures, options, or over-the-counter derivative products. Past performance is not indicative of future results. © John Stewart & Associates, Inc. 2021

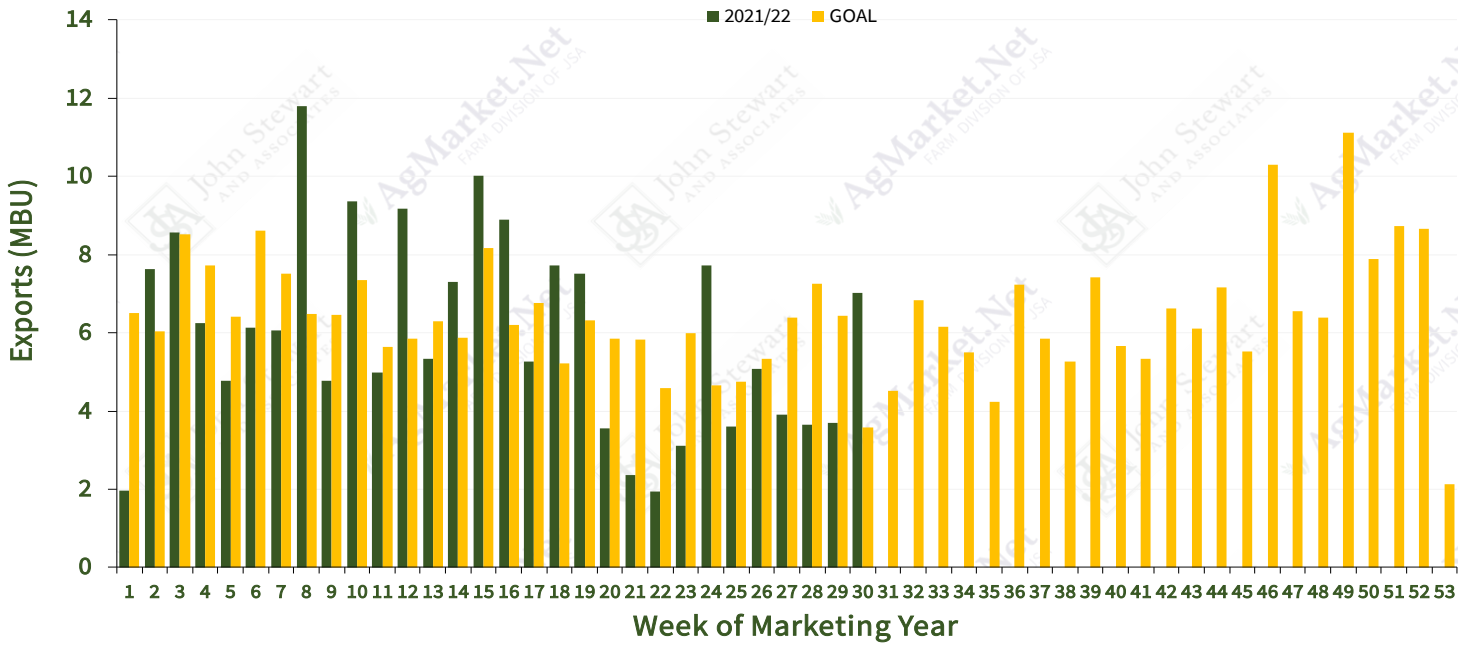
Wheat Export Inspections



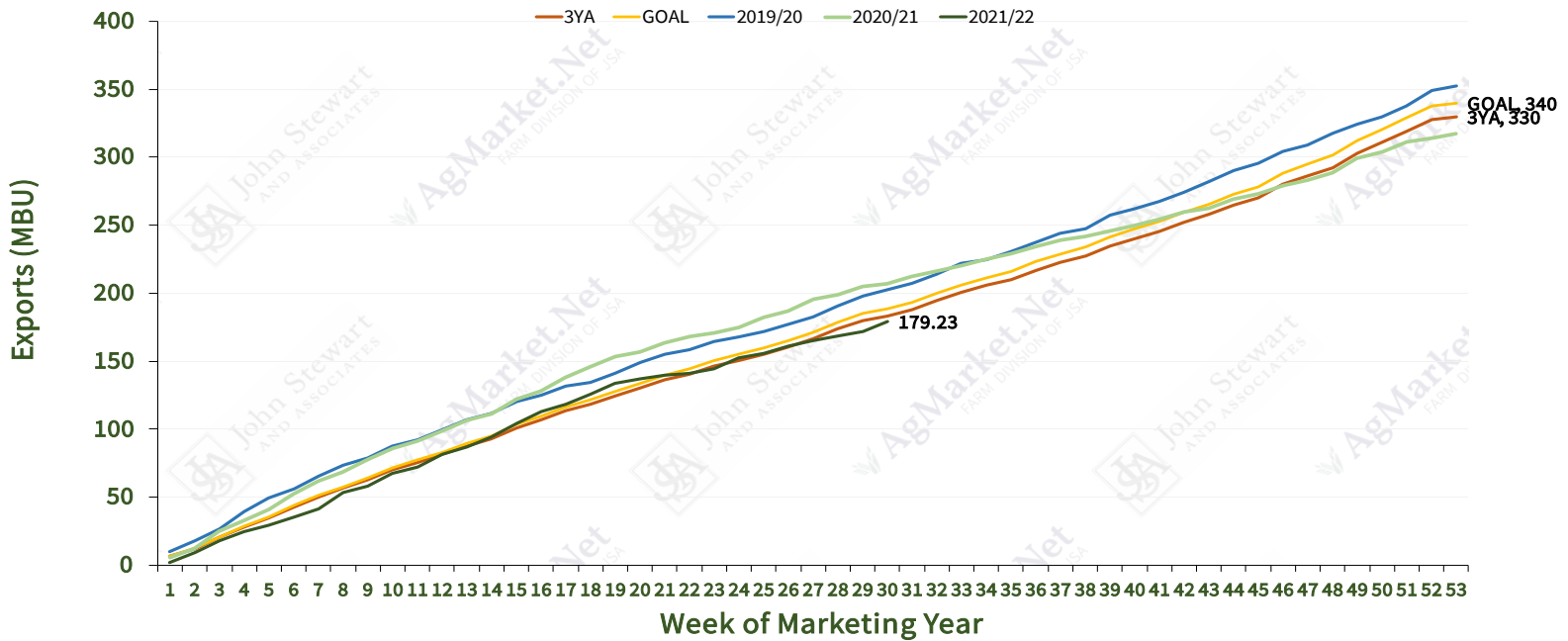
Wheat Export Inspections



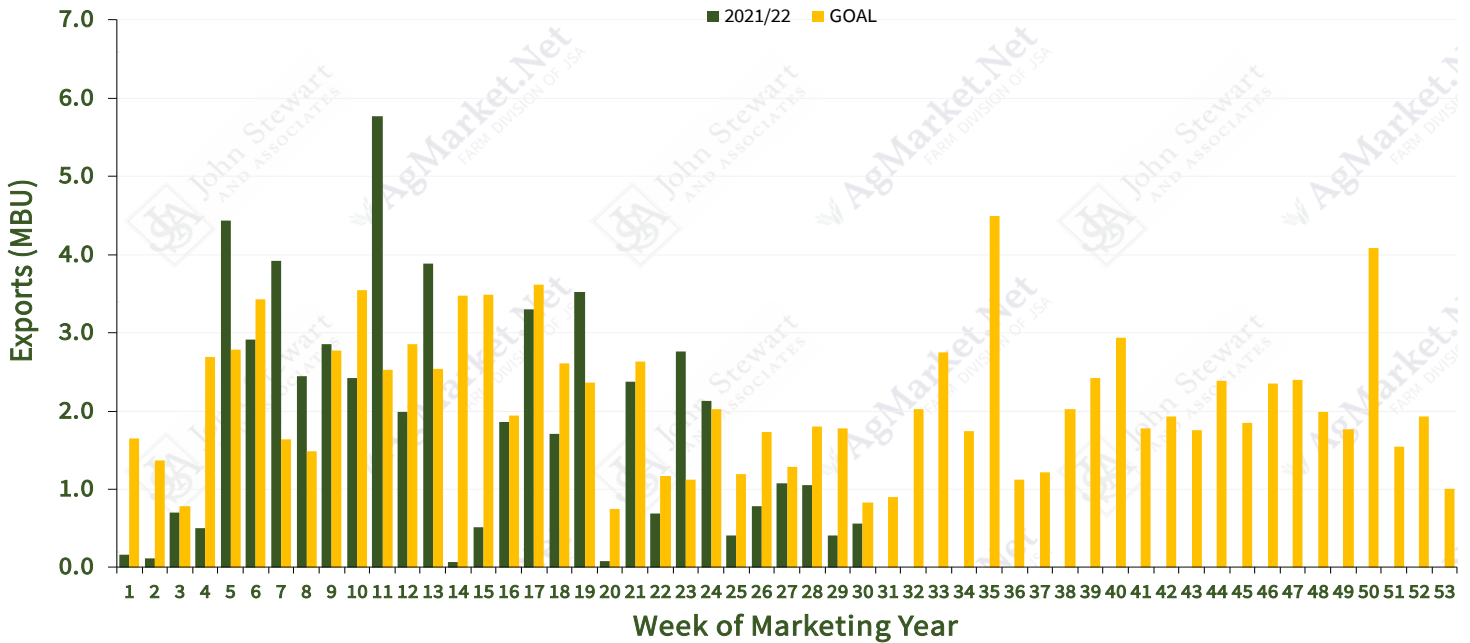
HRW Export Inspections



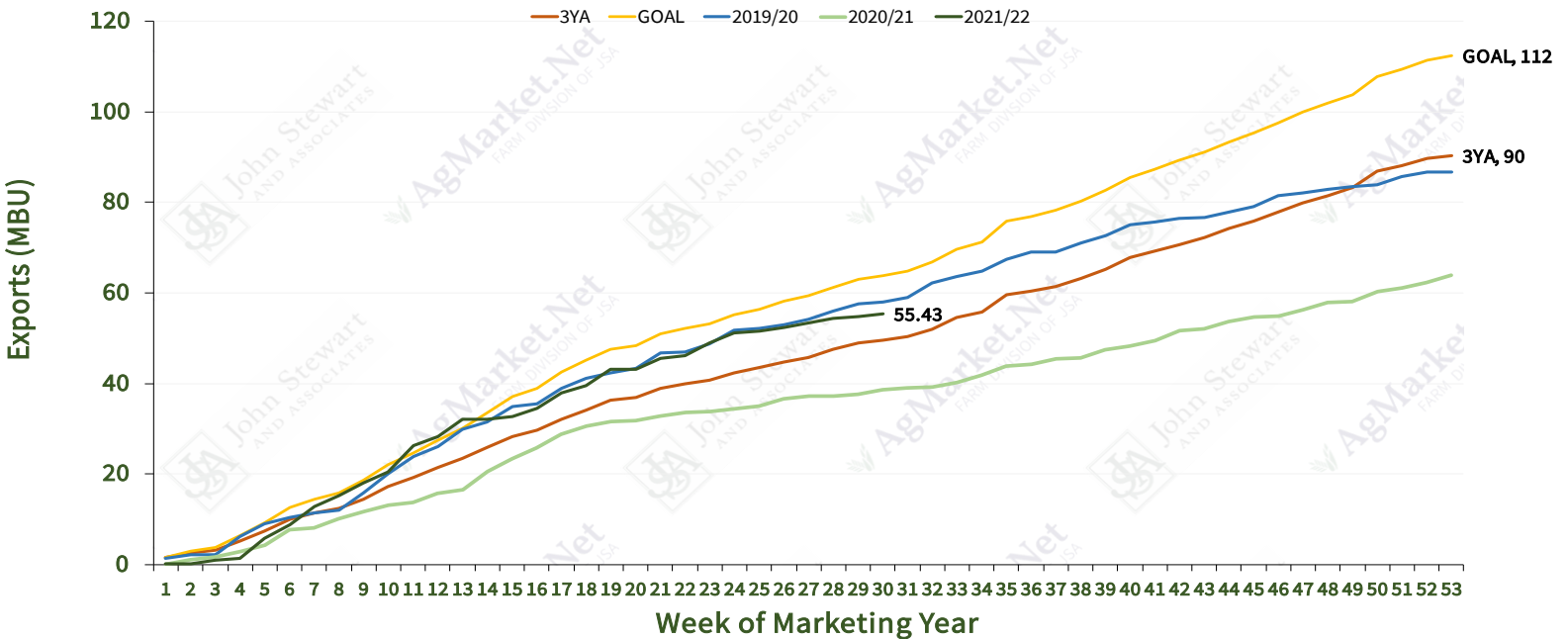
HRW Export Inspections



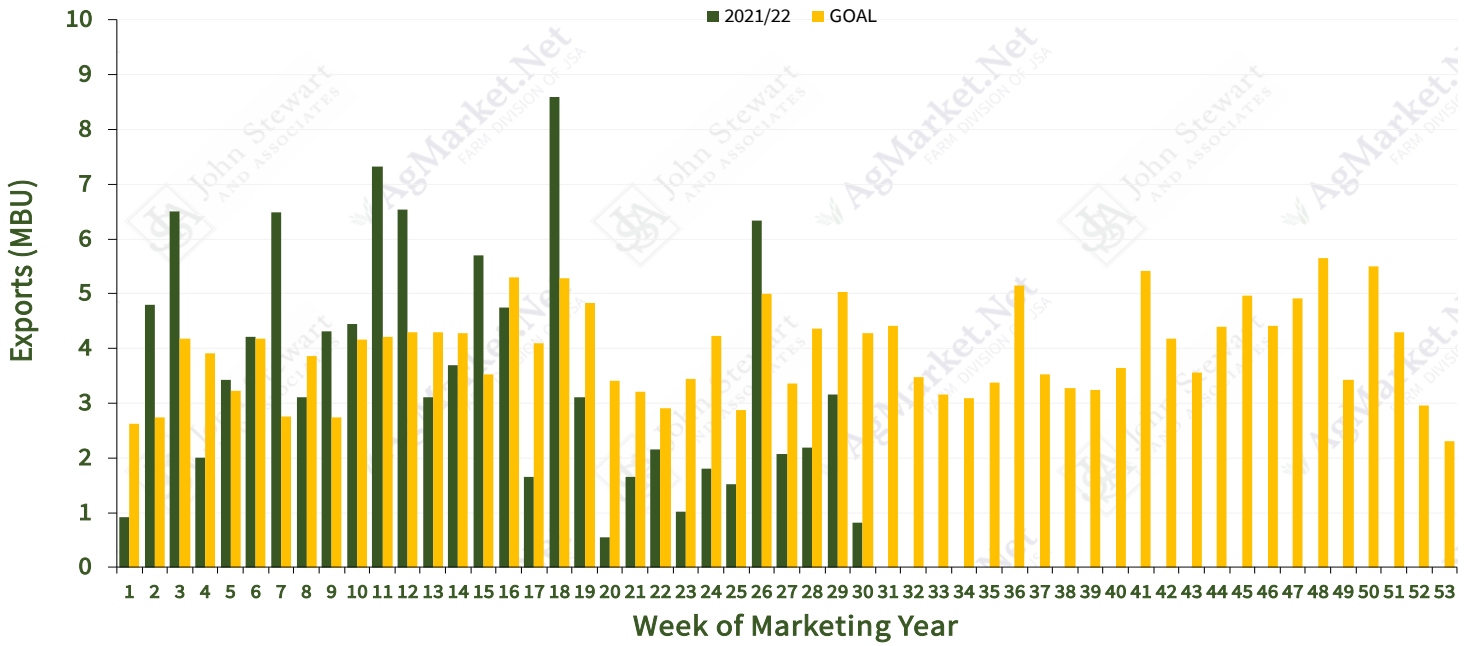
SRW Export Inspections



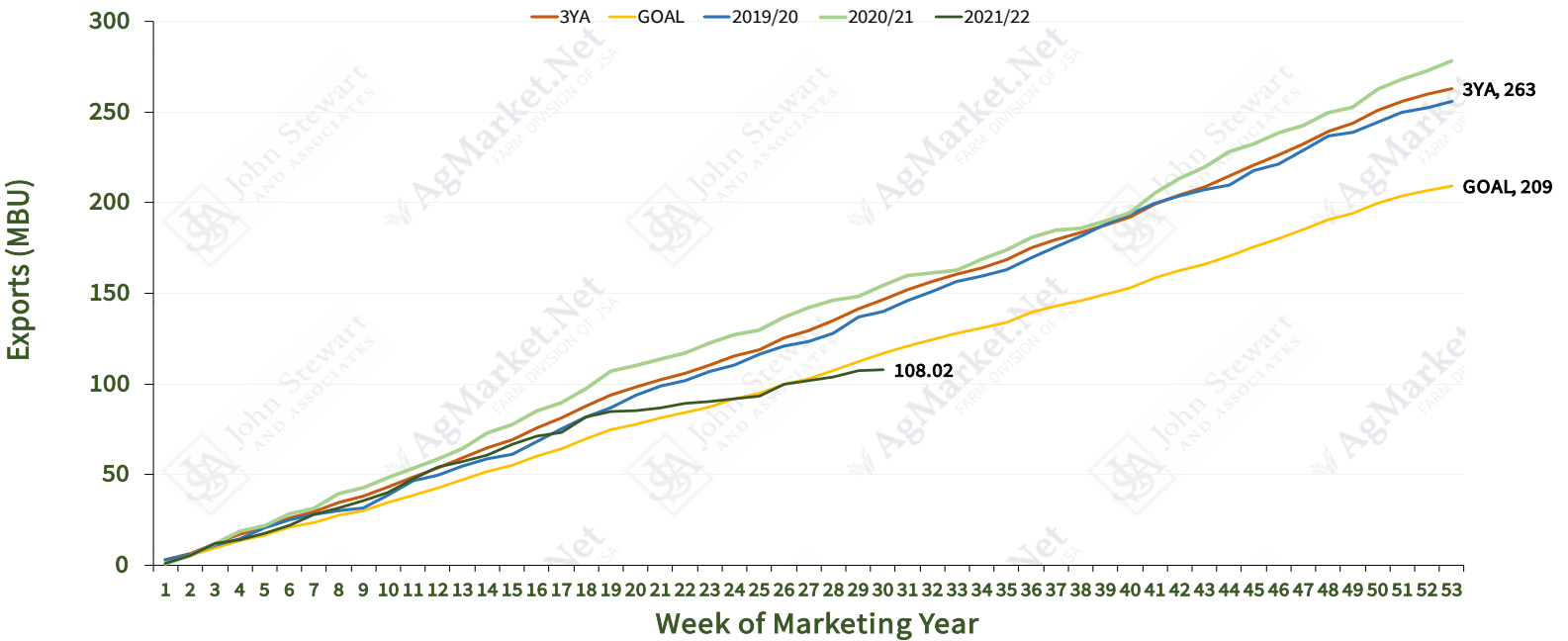
SRW Export Inspections



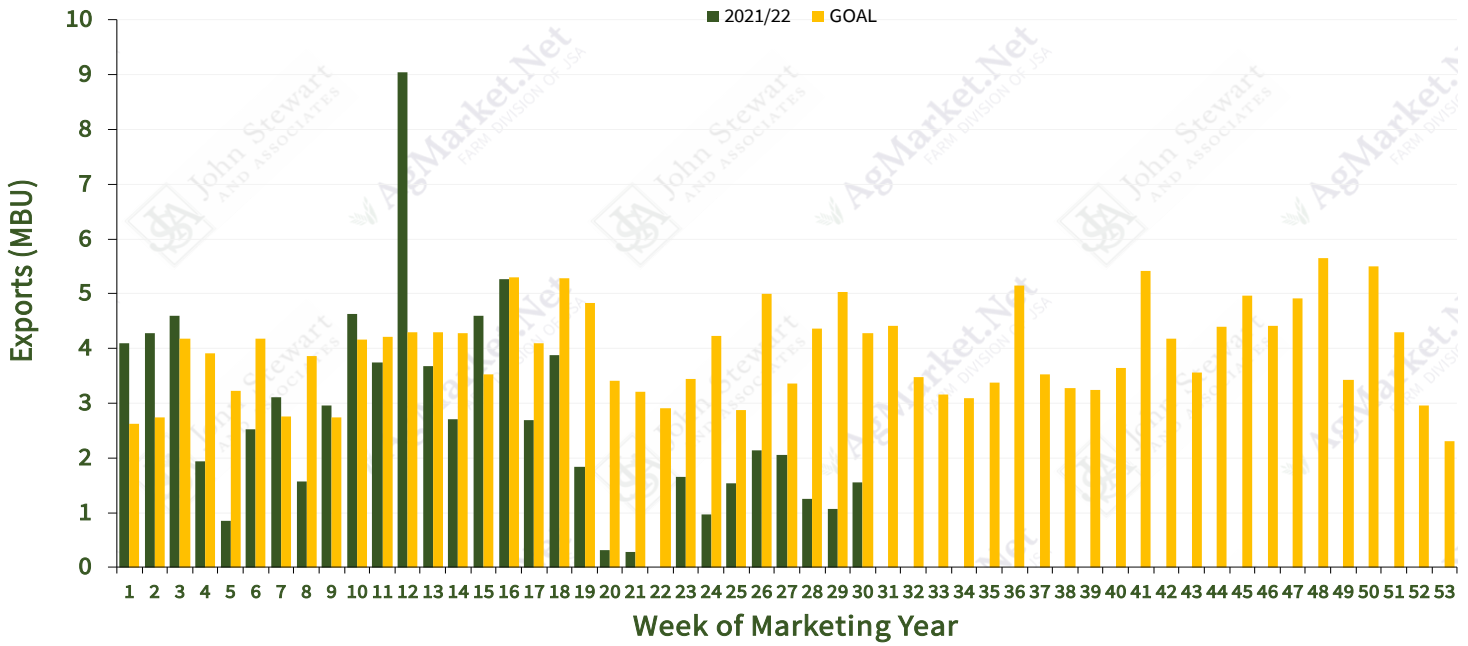
HRS Export Inspections



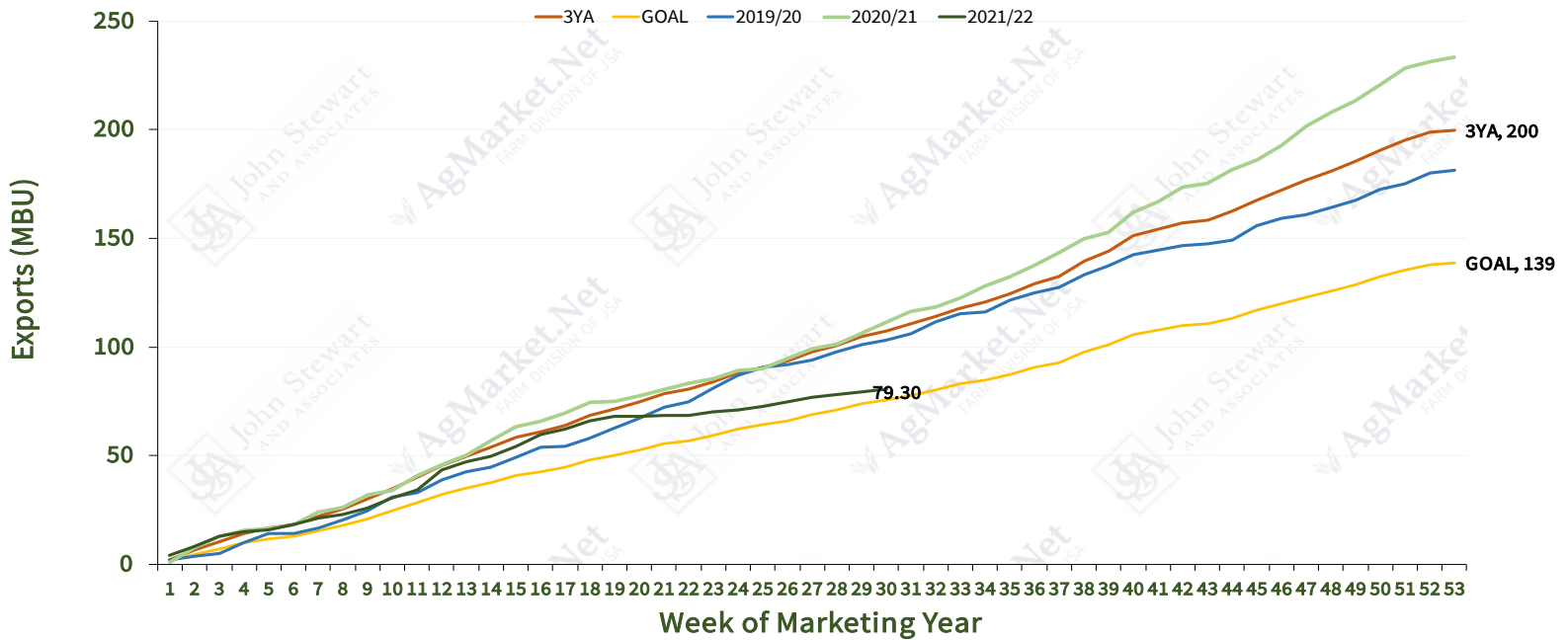
HRS Export Inspections



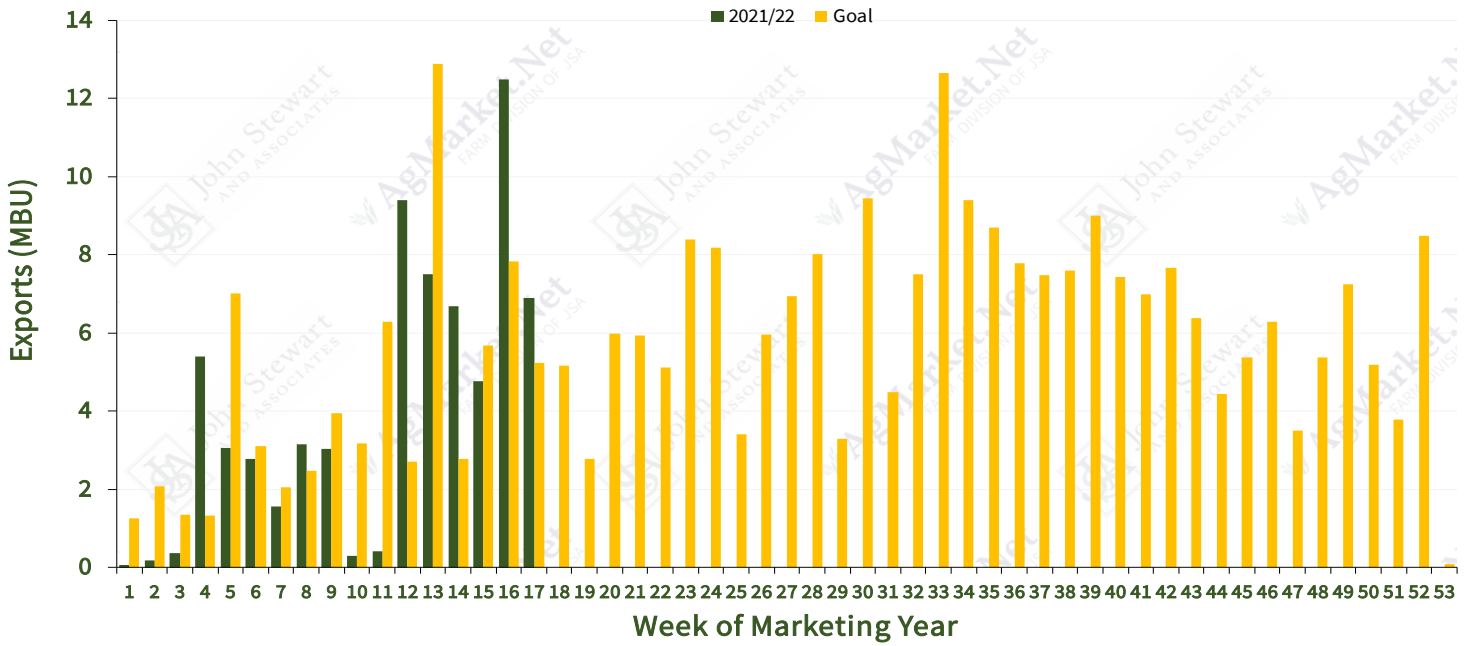
SWW Export Inspections



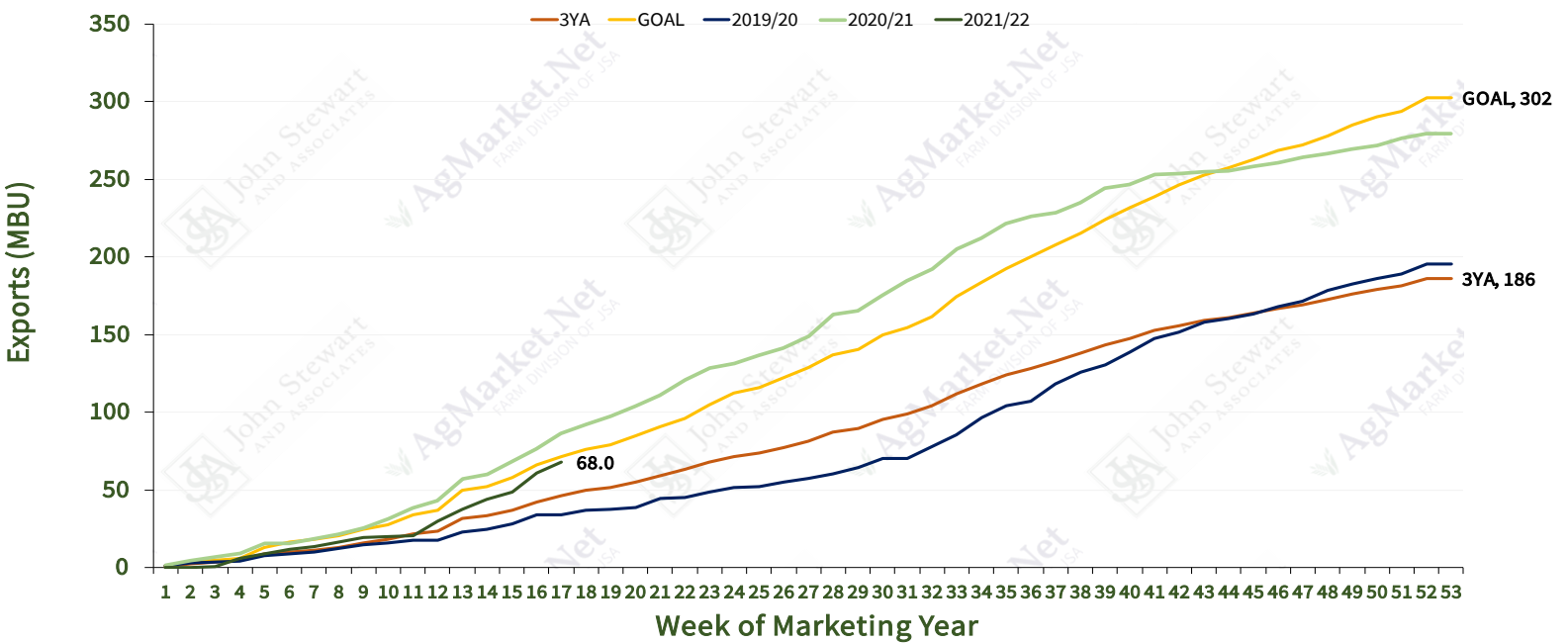
SWW Export Inspections



Sorghum Export Inspections



Sorghum Export Inspections



Trading commodity futures, options on futures, cash commodities and over-the-counter derivative products involve substantial risk of loss and may not be suitable for all investors. John Stewart & Associates, Inc. does not accept orders to buy or sell by e-mail. The information contained in this message has been obtained from sources believed to be reliable, but is not guaranteed as to its accuracy or completeness. Opinions are solely those of the author, subject to change at any time, and do not constitute a solicitation to buy or sell commodity futures, options, or over-the-counter derivative products. Past performance is not indicative of future results. © John Stewart & Associates, Inc. 2021